

NEONATAL ENCEPHALOPATHY



What is neonatal encephalopathy?



Encephalopathy means **damage or injury** to the brain

In newborn babies, it's called **neonatal encephalopathy**

One type of encephalopathy – **hypoxic-ischemic encephalopathy** – happens when a baby doesn't get enough oxygen or blood supply during the pregnancy or the birth

3 in every 1,000 live births are believed to be affected by neonatal encephalopathy

There are a range of different causes and risk factors

Problems with the umbilical cord

Problems with the placenta

Bleeding in the baby's brain

Genetic disorders

Metabolic disorders

Family history of seizures

Infection

Symptoms differ between mild, moderate and severe cases

Mild symptoms

Trouble feeding
Excessive crying
Irritability
Rigid in appearance

Babies with a mild diagnosis of hypoxic-ischemic encephalopathy often have good outcomes

Moderate and severe symptoms

- Seizures
- Trouble breathing or staying conscious
- Slow to react (poor reflexes)
- Body blue in colour and floppy

Seizures occur with uncontrolled bursts of electric activity in the brain



This project has received funding from the European Union's Horizon 2020 research and innovation programme under grant agreement No 874721. Results reflect the author's view only. The European Commission is not responsible for any use that may be made of the information it contains.

NEONATAL ENCEPHALOPATHY



How do we treat neonatal encephalopathy?



Six hours after injury occurs, the body's cells begin to run out of energy and symptoms of encephalopathy begin to show

Hypoxic-ischemic encephalopathy is the only type of neonatal encephalopathy that has an approved treatment – **therapeutic hypothermia** – and it's only offered to babies with a moderate to severe diagnosis

It's critical to start therapeutic hypothermia in the six-hour window after injury occurs

What does therapeutic hypothermia involve and what does it do?



Babies usually receive therapeutic hypothermia for three days



It lowers the baby's body temperature to 33.5°C



It slows down the various processes taking place within the cells of the body – including those which are going wrong



It reduces inflammation in the brain, and research is showing that it has a positive effect on the survival of brain cells



Some babies who receive therapeutic hypothermia may need help with their breathing using a ventilator, medication for seizures, or sedatives

The treatment comes with an increased risk of heart or gut issues or blood clots



This project has received funding from the European Union's Horizon 2020 research and innovation programme under grant agreement No 874721. Results reflect the author's view only. The European Commission is not responsible for any use that may be made of the information it contains.

NEONATAL ENCEPHALOPATHY



Survivors of neonatal encephalopathy face lifelong changes linked to the brain injury

Memory, speech or hearing problems

Impaired movement

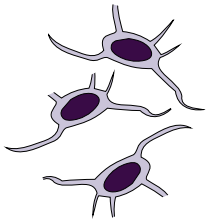
Learning difficulties

Cerebral palsy


Epilepsy

Behavioural disorders

PREMSTEM researchers are contributing to a brighter future for babies with neonatal encephalopathy

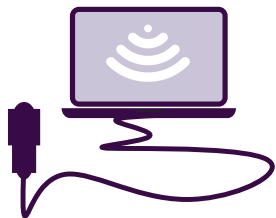


We're researching the potential of stem cells donated from umbilical cord tissue to treat brain damage in preterm born babies, which is known as **encephalopathy of prematurity**



We're also looking at **exosomes** – balloon-shaped sacs that form on the side of cells – which, like their stem cell big brothers, may have a positive effect on brain injury and perhaps could be used in combination with therapeutic hypothermia

The active components of exosomes are the growth factors and other molecules found inside the sacs



We're developing improved scanning techniques using **ultrafast ultrasound** to allow clinicians to see inside the brain in more detail and at a higher resolution to the technology we currently use



premstem.eu



@premstem #premstem



This project has received funding from the European Union's Horizon 2020 research and innovation programme under grant agreement No 874721. Results reflect the author's view only. The European Commission is not responsible for any use that may be made of the information it contains.